

HCIL(NGH)-ENV/2023/49

To,  
The Member Secretary  
M.P. Pollution Control Board  
Paryavaran Parisar,  
E-5, Arera Colony, Bhopal – 462016

**HeidelbergCement India Limited**

CIN: L26942HR1958FLC042301  
Village and P. O. Narsingarh  
District Damoh,  
Madhya Pradesh 470675  
Phone +91-7601-241301, 02 & 05  
Fax +91-7601-241235  
Website: www.mycemco.com

**Date; 11.09.2023**

Th; E-mail & XGN Upload

**Sub.: Submission of Environment Statement Report (Form -V) for the period from Apr 2022 to Mar 2023 by M/s. Diamond Cements - Clinkerization Unit (Prop: Heidelberg Cement India Ltd.), P.O. Narsingarh, Distt. Damoh-470675 (M.P.)**

Dear Sir,

Please find enclosed herewith the Environment Statement Report (Form-V) of M/s Diamond Cements - Clinkerisation Unit (Prop: HeidelbergCement India Limited), Narsingarh, Damoh, M.P. for FY 2022-23.

This is submitted for your kind perusal please.

Thanking you with regards,

For M/s **Diamond Cements (Prop: Heidelberg Cement India Ltd.)**



**Ashok Tiwari**

**Head Environment (Unit Narsingarh, Damoh M.P.)**

**Copy To:**

1. The Zonal Officer (Central),  
Central Pollution Control Board,  
Parivesh Bhawan , Paryavaran Parisar, E-5 , Arera Colony,  
Bhopal, Madhya Pradesh 462016
2. The Regional Officer  
M.P Pollution Control Board,  
Deen Dayal Nagar, Housing Board Colony, Sagar (MP)
3. Office Copy

**Encl: As above**

# **ENVIRONMENT STATEMENT REPORT**

**(FORM-V)**

**[YEAR 2022 - 2023]**

**REPORT BY**

**HEIDELBERGCEMENT**

**M/s DIAMOND CEMENTS  
CLINKERIZATION UNIT  
(PROP. HEIDELBERGCEMENT INDIA LTD.)  
P.O. NARSINGARH  
DIST. DAMOH (M.P.) - 470675**

**DIAMOND CEMENTS - CLINKERIZATION UNIT**  
**(PROP. HEIDELBERGCEMENT INDIA LTD.) P.O. NARSINGARH DIST. DAMOH (M.P.) - 470675**  
**(For the Financial year ending 31<sup>st</sup> March 2023)**

### CONTENTS

Sl. No.	Part	Description
1		Integrated Management System Policy
2		Introduction
3	Part A	General Information
4	Part B	Water & Raw Materials consumption
5	Part C	Pollution Discharge to Environment/ Unit of output
6	Part D	Hazardous Waste
7	Part E	Solid Waste
8	Part F	Characterizations of Hazardous Waste as well as Solid Waste & disposal practice
9.	Part G	Impact of the Pollution Abatement Measures
10.	Part H	Additional Measures / Investment Proposal for Environmental Protection
11.	Part I	Any other particular in respect of environmental protection and abatement of pollution

### ANNEXURES

S.No.	Annexure	Details
1	Annexure-1	Ambient Air Quality Report
2	Annexure-2	Stack Emission results
3	Annexure-3	STP Treated Water Quality Report
4	Annexure-4	Ambient Noise Level Monitoring
5	Annexure-5	Details of Pollution Control Measures
6	Annexure-6	Year wise plantation at Narsingarh

### AWARENESS PROGRAMME

S. No.	Type	Details
1	Annexure-7	Water Consumption Report for FY 2022-23
2	Annexure-8	Celebration of World Water Day 2023
3	Annexure-9	Celebration of Lifestyle for Environment

**HEIDELBERGCEMENT**

## INTEGRATED MANAGEMENT SYSTEM POLICY

We, at Heidelberg Cement India Limited are fully committed towards customer satisfaction, environmental protection, providing healthy & safe work environment to all concerned and our endeavour is to:

- Produce cement much better than the applicable standards to satisfy the customer needs.
- Comply with all applicable legal, social and other requirements.
- Involve and train human resource to upgrade their skills in all areas including safety.
- Regularly set and review objectives and targets for continual improvement in quality, productivity, work environment and health & safety performance.
- Prevention of pollution.
- Prevention in occupational injuries and ill health.

This policy has been communicated to all the employees and is also available to the public and interested parties on demand.

-sd-

Date: 15<sup>th</sup> April 2013

**CEO & Managing Director**

## **INTRODUCTION**

HeidelbergCement India Limited is a subsidiary of HeidelbergCement Group, Germany. The Company has its operations in Central India at Damoh (Madhya Pradesh), Jhansi (Uttar Pradesh) and in Southern India at Ammasandra (Karnataka). The Company entered India in 2006 with less than 3-million-ton capacity. Recently the company increased its Capacity from 5.4 million tons to 6.26 million tons in 2020. M/s Diamond Cements (Prop: HeidelbergCement India Ltd) is presently producing 3.1 million metric tonnes per annum (MTPA) of clinker at its unit located at Narsingarh, in Damoh district of Madhya Pradesh. The clinker is produced in three Clinker Lines (Line 1, 2 and 3). HeidelbergCement India limited is committed to excel Environmental Sustainability by putting all engineering the best efforts to prevent environmental degradation, minimize the waste generation, resource conservation and reutilization of waste.

Man is a part of nature, and not separate or independent; at the same time, man is unique in the influence he has over nature. Man derives all his food, clothing, shelter, and other amenities from nature. In that process, if he does not take care to protect and cherish nature, but decrease or destroys, he will find that his own life and that of his children is in jeopardy. In the words of our late Prime Minister, Mrs. Indira Gandhi “It is said that, in country after country, progress should become synonymous with an assault on nature. The higher standard of living must be achieved without alienating our people from their heritage and without despoiling of its beauty, freshness and purity essential to our lives.” The environment is now catch for all, the industry, the government, the people. Hence, it is joint responsibility to protect, preserve the environment and avoid the perishing the natural treasures. At this critical junction of time and efforts, the Indian industry has fulfilled its commitment in maintaining the environmental integrity. The next few pages of this Environment Statement Report (ESR) of HeidelbergCement India Limited is based on factual data and verified record, will present a picture of more optimism for environmental care than ever before.

## ENVIRONMENTAL STATEMENT REPORT

[FORM-V]  
(See rule 14)

### PART-A

(i)	Name and address of the owner/ occupier: of the industry, operation, or process	Mr. Sunil Kumar (Sr. Vice President- Unit Head) Diamond Cement - Clinkerisation Unit (Prop. HeidelbergCement India Ltd.) P.O. NARSINGARH DIST. DAMOH (M.P.) – 470 675
(ii)	Industry category	Cement- LARGE SCALE
(iii)	Production capacity	3.1 million Ton/Annum
(iv)	Year of establishment	Line – I 1982 Line – II 1988 Line – III 2013
(vi)	Date of the last Environmental statement submitted	28 <sup>th</sup> Sep 2022

### PART-B

#### Water and Raw Material Consumption

##### (I) Water consumption M<sup>3</sup>/D

Process & Cooling (M <sup>3</sup> /D)	609	Including Line1,2 and 3
Domestic (M <sup>3</sup> /D)	2633	Including Domestic water, water used for plantation & Water send to Nearby villages under CSR and colony

Name of products	Process water consumption per unit of products output	
	During the previous financial year	During the current financial year
	(1)	(2)
(1) Clinker	0.0691 KL/MT	0.0825 KL/MT

**(ii) Raw material consumption**

* Name of raw materials	Name of products	Consumption of raw material per unit of output (%)	
		During the previous financial year (%)	During the current financial year (%)
Lime Stone	Clinker	147.73	146.6
Additives		2.31	3.2
Coal/Pet coke		13.11	12.0

**PART-C**

Pollution discharged to environment/unit of output  
(Parameters as specified in the consent issued)

(i) Pollutants	Quantity of pollution discharged (mass/day)	Concentrations of pollutants in discharges (mass/volume)	Percentage of variation from prescribed standards with reasons
(a) Air	Ambient Air Quality Monitoring Report attached as Annexure-1 Stack Emission Monitoring Report attached as Annexure-2		
(b) Water	STP Water Quality Monitoring Report attached as Annexure-3		

**PART-D  
Hazardous Wastes**

[As specified under Hazardous Wastes (Management, Handling and Transboundary Movement) Rules, 2008 ]

Hazardous Wastes		Total Quantity disposed	
		During the Previous Financial year (MT)	During the Current Financial year (MT)
(a) From Process	(a) Spent/ Used Oil (Category 5.1)	10.546	4.238
	(b) Residue containing waste oil (Category 5.2)	16.490	7.900
(b) From Pollution control Facilities	N.A.	N.A.	N.A.

\* Hazardous waste is not generated from Clinkerisation process. However, this waste is being generated from industrial related activity i.e. hydraulic movement of machines, oiling/ greasing etc. which is being sold to MPPCB registered recycler.

**PART-E  
Solid Wastes**

	Total Quantity (Solid waste) disposed	
	During the previous financial year (%)	During the current financial year (%)
(a) From process	N.A.	N.A.
(b) From pollution control facility	N.A.	N.A.
(c) Quantity recycled or re-utilized	N.A.	N.A.
Total Quantity (E- waste) disposed		
	During the previous financial year (MT)	During the current financial year (MT)
(a) *From Plant & Mines	5.0	2.260

\* E-waste generation included Clinker Plant with WHRS, Grinding Unit & Patharia Mines).



**PART-F**

(Please specify the characteristics (in terms of composition of quantum) of Hazardous as well as solid wastes and indicate disposal practice adopted for both these categories of wastes)

1. Hazardous waste details given in Part –D. Hazardous waste is being sold to registered recycler.
2. We have separate storage yard for Hazardous waste as well as other type of waste.



**Hazardous waste Storage Yard for Category 5.1 & 5.2 at Clinkerisation Unit – Narsingarh.**



**Separate Storage yard for different type of waste such as filter bag, Glass, Used Batteries, E-waste, Turning Metals etc.**



**Training cum Mock drill on Hazardous Waste handling**



**Used Oil and Grease spill trapping; having all necessary PPEs**

## PART-G

Impact of pollution abatement measures taken on conservation of natural resources and on the cost of production.	Pollution control measures have already been in at all the point of source and fugitive emission. This resulted good saving in total consumption of calcined dust, total cement produced as well total coal consumed.
--	---

## PART-H

Additional measures/investment proposal for environmental protection including abatement of pollution, prevention of pollution.	Continuous efforts are being made to maintain the environment clean Environment. Adequate quantity of Pollution Control Equipment i.e. RABH (Reverse Air Bag House), Hybrid Filter (Combination of ESP and Bag House), ESP, Bag House, Dust Collectors, Dust Suppression System, Water Sprinkler, STP, Green Belt Development are available for proper pollution control. List of Pollution Control Devices given in <b>Annexure -5</b> .
---	---

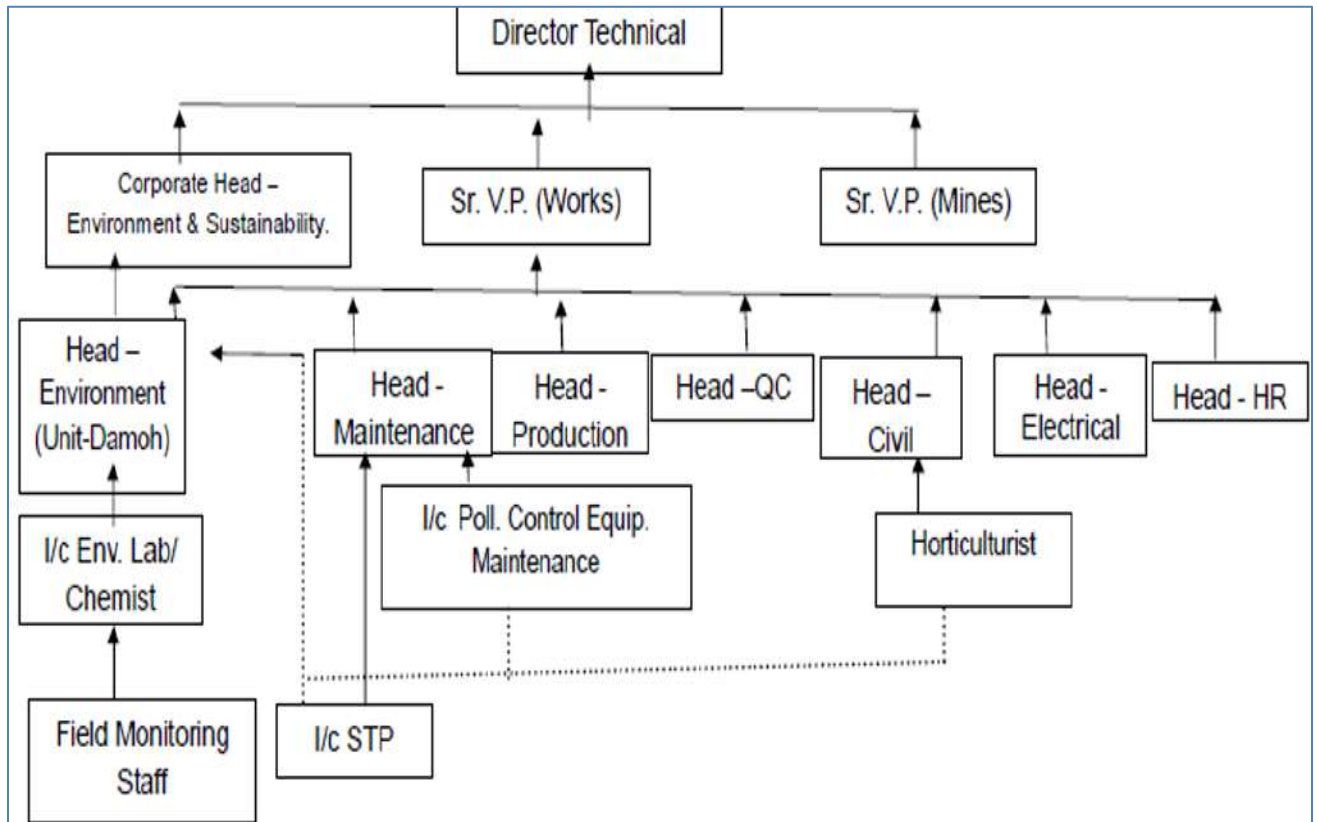
### **EXPENDITURE ON ENVIRONMENT MANAGEMENT IN 2022-23 & PROPOSED FOR 2023-24**

S. No.	Details	Expense for 2022-23 in Rs. Lakhs (approx)	Expense for 2023-24 in Rs. Lakhs (approx)
1	Stack and Ambient Air Quality Monitoring (Including Grinding Unit, Clinkerisation Unit Narsingarh, Limestone Mines Patharia)	29.9	32
2	Operation and maintenance of Sewage treatment plant	14.9	16
3	Continuous Ambient Air Quality Monitoring Station (CAAQMS) & Continuous Emission Monitoring System (CEMS)	20.6	22
4	Green belt Development and maintenance.	60.0	62
5	House Keeping Expenses	35.1	37
6	Awareness Program including Observing Environment Day/Ozone Day (Common for Clinkerisation unit, Grinding unit & mines)	0.20	0.50
7	Maintenance of Air Pollution Control Devices	72.1	78
8	Road Sweeping (manual) and through Auto sweeper	49.2	55

9	Maintenance of Rain water harvesting & construction of new RWHS	1.4	5
10	Municipal Waste Management System	14.1	15
11	Cost of Electricity consumed by Pollution control devices (Approx.)	619.9	650
12	Recurring cost of SNCR (Cost of Ammonium hydroxide)	13.3	15
13	Plastic waste co-processing cost	88.5	90

**Part - I**

**Organization Structure**



**Facilities available in Environment Laboratory**  
**at**  
**Diamond Cements (Prop. HeidelbergCement India Ltd.)**  
 (Environment lab is Common for Clinkerisation unit, Grinding unit & Mines)


Sl. No.	Instrument Name	Quantity
1	Worktable& Chair (Set)	1
2	Respirable Dust Sampler (R.D.S.)	4
3	Fine Dust Sampler	4
4	Stack Monitoring Kit	1
5	NOx assembly	1
6	Digital Barometer	1
7	Noise Meter	1
8	Personal Sampler	2
9	Spectrophotometer	1
10	Weighing Balance	2
11	Kit (EC & Temp.)	1
12	pH Meter	1
13	Oven	1
14	Water Bath	1
15	Desiccator	1
16	Hot Plat	1
17	Refrigerator	1
18	Computers	1
19	Online Monitoring System	
A	CAAQMS	3
B	CEMS-Gaseous	3
C	CEMS-PM	9
20	Chemicals, Glasswares and Consumables	-



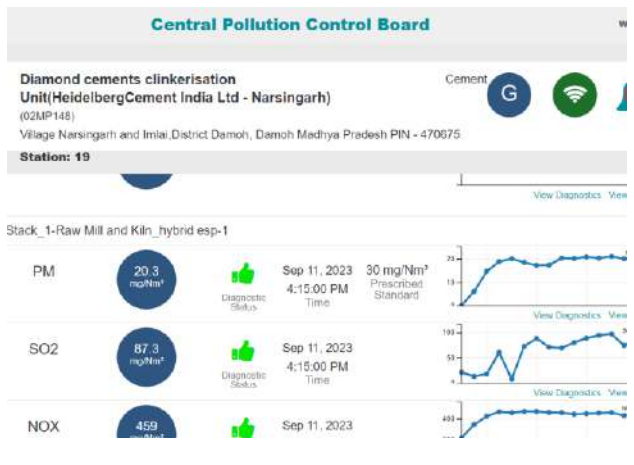
**Environmental Laboratory at Diamond Cements (Prop. HeidelbergCement India Ltd.)**



**Continuous Ambient Air Quality Monitoring stations at HCIL, Narsingarh (02 Nos Locations)**



**Photograph of CEMS Installed at Stack**



**CEMS online data transferring to CPCB**

### Ambient Air Quality Report (in µg/m<sup>3</sup>)

Month	Near Hospital					Near Gate of Mine Pit No.1					Near STP Area					Near Worker Colony				
	PM <sub>2.5</sub> (ug/m <sup>3</sup> )	PM <sub>10</sub> (ug/m <sup>3</sup> )	SO <sub>2</sub> (ug/m <sup>3</sup> )	NO <sub>x</sub> (ug/m <sup>3</sup> )	CO (ug/m <sup>3</sup> )	PM <sub>2.5</sub> (ug/m <sup>3</sup> )	PM <sub>10</sub> (ug/m <sup>3</sup> )	SO <sub>2</sub> (ug/m <sup>3</sup> )	NO <sub>x</sub> (ug/m <sup>3</sup> )	CO (ug/m <sup>3</sup> )	PM <sub>2.5</sub> (ug/m <sup>3</sup> )	PM <sub>10</sub> (ug/m <sup>3</sup> )	SO <sub>2</sub> (ug/m <sup>3</sup> )	NO <sub>x</sub> (ug/m <sup>3</sup> )	CO (ug/m <sup>3</sup> )	PM <sub>2.5</sub> (ug/m <sup>3</sup> )	PM <sub>10</sub> (ug/m <sup>3</sup> )	SO <sub>2</sub> (ug/m <sup>3</sup> )	NO <sub>x</sub> (ug/m <sup>3</sup> )	CO (ug/m <sup>3</sup> )
Apr-22	37	53	8	12	350	44	61	8	11	337	40	56	7	12	373	42	60	8	12	330
May-22	39	55	7	12	337	44	65	8	11	340	42	59	8	13	360	43	60	8	12	353
Jun-22	37	53	7	12	330	42	63	8	11	360	40	57	8	13	343	41	60	8	12	363
Jul-22	16	35	7	12	323	15	32	7	11	367	19	28	7	13	340	21	30	8	12	360
Aug-22	16	34	7	11	310	17	31	6	11	347	14	29	6	13	320	17	32	6	11	303
Sep-22	17	37	7	12	387	20	35	7	11	410	19	32	7	12	380	17	31	7	11	317
Oct-22	20	38	8	14	410	23	40	8	13	417	22	36	8	14	400	19	41	8	14	373
Nov-22	28	45	8	14	437	31	48	9	13	410	33	47	8	14	470	35	51	9	14	433
Dec-22	28	45	9	15	463	31	48	9	16	480	33	47	9	16	453	35	51	9	15	467
Jan-23	33	56	8	15	490	37	55	9	17	500	39	57	9	17	483	38	53	8	16	467
Feb-23	32	57	8	14	463	39	60	9	15	473	39	55	9	16	493	37	54	8	16	477
Mar-23	38	59	8	14	497	41	63	8	15	457	37	57	8	16	500	36	56	8	15	470
<b>Min</b>	<b>16</b>	<b>34</b>	<b>7</b>	<b>11</b>	<b>310</b>	<b>15</b>	<b>31</b>	<b>6</b>	<b>11</b>	<b>337</b>	<b>14</b>	<b>28</b>	<b>6</b>	<b>12</b>	<b>320</b>	<b>17</b>	<b>30</b>	<b>6</b>	<b>11</b>	<b>303</b>
<b>Max</b>	<b>39</b>	<b>59</b>	<b>9</b>	<b>15</b>	<b>497</b>	<b>44</b>	<b>65</b>	<b>9</b>	<b>17</b>	<b>500</b>	<b>42</b>	<b>59</b>	<b>9</b>	<b>17</b>	<b>500</b>	<b>43</b>	<b>60</b>	<b>9</b>	<b>16</b>	<b>477</b>
<b>Avg</b>	<b>29</b>	<b>47</b>	<b>8</b>	<b>13</b>	<b>400</b>	<b>32</b>	<b>50</b>	<b>8</b>	<b>13</b>	<b>408</b>	<b>31</b>	<b>46</b>	<b>8</b>	<b>14</b>	<b>410</b>	<b>32</b>	<b>48</b>	<b>8</b>	<b>13</b>	<b>393</b>

## Annexure-2

### Stack Monitoring Report

Month	Kiln-1			Kiln-2			Kiln-3		
	PM (mg/Nm <sup>3</sup> )	SO <sub>2</sub> (mg/Nm <sup>3</sup> )	NO <sub>x</sub> (mg/Nm <sup>3</sup> )	PM (mg/Nm <sup>3</sup> )	SO <sub>2</sub> (mg/Nm <sup>3</sup> )	NO <sub>x</sub> (mg/Nm <sup>3</sup> )	PM (mg/Nm <sup>3</sup> )	SO <sub>2</sub> (mg/Nm <sup>3</sup> )	NO <sub>x</sub> (mg/Nm <sup>3</sup> )
Apr-22	18.9	22.8	670.2	22.2	17.5	609.9	25.1	22.8	559.6
May-22	17.9	15.7	685.1	23.9	12.0	713.2	21.6	19.5	671.0
Jun-22	*	*	*	21.8	10.7	496.0	20.7	15.8	393.9
Jul-22	*	*	*	22.3	22.0	584.0	21.0	12.7	471.7
Aug-22	*	*	*	24.2	23.9	534.2	19.2	18.1	469.5
Sep-22	*	*	*	17.8	25.5	487.7	22.6	21.7	484.6
Oct-22	*	*	*	20.2	24.7	473.2	18.6	23.9	472.0
Nov-22	*	*	*	*	*	*	17.4	23.3	452.1
Dec-22	25.4	23.7	634.8	20.2	23.4	516.6	18.77	14.5	469.2
Jan-23	*	*	*	25.31	21.4	567.88	21.64	18.5	483.4
Feb-23	15.3	22.3	447.1	19.6	34.6	442.6	23.5	12.1	427.2
Mar-23	26.1	38.3	652.0	23.4	41.5	632.2	15.1	34.6	481.7
Min	15.0	16.0	447.0	18.0	11.0	443.0	15.0	12.0	394.0
Max	26.0	38.0	685.0	25.0	42.0	713.0	25.0	35.0	671.0
Average	21.0	25.0	618.0	22.0	23.0	551.0	20.0	20.0	486.0

\*Not in Operation

## Annexure-3

### STP Treated Water Quality Monitoring Report

Sl. No.	Parameters	Standard Limit	Apr-22	May-22	Jun-22	Jul-22	Aug-22	Sep-22	Oct-22	Nov-22	Dec-22	Jan-23	Feb-23	Mar-23
1	pH	5.5-9.0	7.45	7.38	7.4	7.2	7.3	7.2	7.4	7.5	7.3	7.4	7.2	7.3
2	Total Suspended Solid	10	7.8	7.5	7.8	7.8	7.5	7.2	7.6	6.9	7.1	7.5	8	7.7
3	Total Dissolved Solid	-	350	345	341	340	331	290	265	320	330	320	481	450
4	Biochemical Oxygen Demand (3 days at 27 °C)	10	7.7	7.9	7.6	7.6	8.2	7.3	7.8	7.6	7.5	7.6	7.3	7.9
5	Chemical Oxygen Demand (COD)	50	24.4	25.8	26.2	26.2	27.6	27.3	26.2	23.5	24.4	24.6	26.8	27.5
6	Oil & Grease (O&G)	10	BDL	BDL	BDL	BDL	BDL	BDL	BDL	BDL	BDL	BDL	<1.0	<1.0
7	Sodium Adsorption Ratio (SAR)	-	0.7	0.74	0.71	0.55	0.5	0.55	0.57	0.52	0.49	0.49	0.42	0.47
8	Fecal Coliform (FC) MPN/100ml	1000	90	87	81	65	72	70	71	69	76	79	72	74

- All values are in mg/L

## Annexure-4

### Ambient Noise Level Monitoring

Location→	Near Hospital		Near Gate of Mine Pit No.1		Near STP Area		Near Worker Colony	
	Day Leq db(A)	Night Leq db(A)	Day Leq db(A)	Night Leq db(A)	Day Leq db(A)	Night Leq db(A)	Day Leq db(A)	Night Leq db(A)
Apr-22	50.0	42.5	58.6	52.6	63.3	57.8	48.4	44.0
May-22	52.7	43.1	59.8	53.2	61.8	58.3	53.6	44.0
Jun-22	50.1	42.3	58.8	51.9	60.0	57.1	52.7	43.5
Jul-22	50.9	42.9	60.7	52.6	63.4	59.3	54.2	44.8
Aug-22	52.7	40.5	60.3	51.3	63.8	57.8	53.5	43.7
Sep-22	52.1	42.3	62.4	50.7	64.1	59.2	53.8	41.5
Oct-22	53.4	40.0	57.1	51.6	63.7	59.1	53.2	43.4
Nov-22	52.1	42.3	60.6	53.2	63.7	59.1	53.9	43.0
Dec-22	49.4	41.6	62.8	54.1	64.2	58.4	51.5	42.7
Jan-23	48.8	42.2	63.4	56.7	62.6	57.2	52.3	43.5
Feb-23	50.3	41.6	62.9	54.3	64.4	58.7	52.8	44.1
Mar-23	51.4	40.8	63.7	55.2	65.3	57.9	53.1	43.5
<b>Avg</b>	<b>51.16</b>	<b>41.84</b>	<b>60.93</b>	<b>53.12</b>	<b>63.36</b>	<b>58.33</b>	<b>52.75</b>	<b>43.48</b>

## Annexure-5

### Details of Pollution Control Measures

#### Pollution Control Equipment - Line1 & Line 2

S.No.	Location of air pollution control equipment (main equipment/ transfer point)	Type of air pollution control equipment (bag house/ dust collector)
1	Lime stone crusher	Bag filter
2	Belt conveyor of lime stone crusher	Bag filter
3	Coal mill -1	Bag house
4	Coal mill -2	Bag house
5	Raw mill / kiln-1	Hybrid filter (esp+bag house)
6	Raw mill / kiln-2	Hybrid filter (esp+bag house)
7	Clinker cooler line-1	ESP
8	Clinker cooler line-2	ESP



9	Lime stone crusher (BC-7 TO BC-8)	Bag filter
10	Lime stone crusher (BC-8 TO BC-11/ BC -8A)	Bag filter
11	Coal crusher	Bag filter
12	Pan conveyor to clinker silo (top of PC -5 area)	Bag filter
13	Top of clinker silo (DBC 5/6)	Bag filter
14	Raw mill-1 hopper	Bag filter
15	Raw mill-2 hopper	Bag filter
16	Laterite crusher	Bag filter
17	Top of coal silo line – I	Bag filter
18	Top of coal silo line – II	Bag filter
19	Top of petro coke silo line – II	Bag filter
20	Kiln feed line – I	Bag filter
21	Kiln feed line – II	Bag filter
22	Ph air lift line – I	Bag filter
23	Top of raw mill silo 1 of line – I	Bag filter
24	Top of raw mill silo 2 of line – I	Bag filter
25	Top of raw mill silo of line – II	Bag filter
26	Rotor of lime stone crusher	Water spray system
27	Belt conveyor (BC-7) of lime stone crusher	Water spray system
28	Transfer tower belt conveyor of laterite area	Water spray system
29	Top of the clinker stock pile no.1	Bag filter
30	Top of the clinker stock pile no.2	Bag filter
31	Clinker loading in to the rope way	Bag filter
32	Lime stone discharge point in to belt conveyor (bc-18) coming from roller press	Water spray system
33	Roller press	Bag Filter
34	Coal yard	Water sprinkler
35	Coal handling circuit (from bc-28 to crusher no. 2)	Dust suppression system
36	Clinker silo	Telescopic chute along with dust collector
37	Pan conveyor to clinker silo (top of pc -5 area for dbc 1,2,5)	Bag filter
38	Old Coal Crusher	Bag Filter
39	Sewage treatment plant for domestic sewage	Sewage treatment plant (600 KLD)
40	Green belt development in the premises	Green belt development

**Details of Pollution Control Equipment – New Line no.-3**

S. No	Location of air pollution control equipment (main equipment/ transfer point)	Type of air pollution control equipment (bag house/ dust collector)
1	Kiln/ raw mill filter & dust transport	Reverse air bag house
2	Clinker cooler	Electrostatic precipitator
3	Coal mill	Jet pulse collector
4	Sec Lime Stone crusher	Dust collector
5	Additives crushing and transport	Dust collector
6	Limestone transport to storage	Dust collector
7	Limestone transport to storage	Dust collector
8	Bf250 limestone transport to storage	Dust collector
9	Bf320 limestone transport to storage	Dust collector
10	Bf430 limestone storage	Dust collector
11	Bf470 limestone storage	Dust collector
12	Bf620 limestone storage	Dust collector
13	Bf670 limestone storage	Dust collector
14	Bf060 coal crushing and transport	Dust collector
15	Bf090 coal crushing and transport	Dust collector
16	Bf160 coal crushing and transport	Dust collector
17	Bf220 coal crushing and transport	Dust collector
18	Bf420 coal storage & transport	Dust collector
19	Bf470 coal storage & transport	Dust collector
20	Bf520 coal storage & transport	Dust collector
21	Bf560 coal storage & transport	Dust collector
22	Bf620 coal storage & transport	Dust collector
23	Bf650 coal storage & transport	Dust collector
24	Bf175 raw mill feed	Dust collector
25	Bf275 raw mill feed	Dust collector
26	Bf375 raw mill feed	Dust collector
28	Bf475 raw mill feed	Dust collector
29	Bf020 raw mill building	Dust collector
30	Bf290 raw mill building	Dust collector
31	Bf530 raw mill building	Dust collector
32	Bf640 raw mill filter & dust transport	Dust collector
33	Bf035 blending silo	Dust collector
34	Bf065 blending silo top	Dust collector
35	Bf240 kiln feed	Dust collector
38	Bf700 kiln feed, preheater top	Dust collector
39	Bf710 kiln feed, preheater top	Dust collector

40	Bf720 kiln feed, preheater top	Dust collector
41	Bf620 clinker cooler	Dust collector
42	Bf050 coal mill	Dust collector
43	Bf190 coal dosing and firing system	Dust collector
44	Bf290 coal dosing and firing system	Dust collector
45	Bf210 clinker transport,silo top	Dust collector
46	Bf131 loading spout	Dust collector
47	Bf132 loading spout	Dust collector
48	Bf133 loading spout	Dust collector
50	Bf134 loading spout	Dust collector
51	Bf135 loading spout	Dust collector
52	Bf136 loading spout	Dust collector
53	Bf137 loading spout	Dust collector
54	Bf450 clinker transport, off spec silo top	Dust collector

**Year wise plantation at Narsingarh**Year wise plantation details at Clinkerisation Unit Narsingarh

Year	Numbers of Trees planted
1983	150000
1984	20200
1985	38630
1986	69924
1987	42488
1988	64056
1989	40123
1990	102550
1991	24136
1992	68071
1993	48259
1994	27102
1995	25020
1996	23127
1997	39100
1998	19536
1999	15580
2000	6465
2001	13132
2002	9650
2003	25252
2004	11261
2005	8300
2006	7770
2007	12510
2008	3339
2009	5200
2010	3500
2011	6500
2012	10700
2013	8145
2014	5507
2015	4728
2016	4617

2017	5505
2018	5505
2019	4856
2020	2925
2021	7670
2022	3717
<b>Total</b>	<b>994656</b>

Total area of Clinkerisation Unit : 191.77 Ha

Total area of Green Belt Development : 74.635

% Of green belt development : 38.92%

Types of Species planted:

Seesham, Teak, Parasonia, Subabool, Gulmohar, Neem, Bamboo, Aam, Guava, Jamun, Jack fruit, Citrus spp., Ashok Pendula, Bottle Palm, Thuja, Pipal, Bargad, Eucalyptus Satparni, Amala, Rubber Plant, etc.

## Annexure-7

### Water Consumption Report for FY 2022-23

Month	Industrial Water Consumption (KL)	Domestic Water Consumption (KL) (Including Domestic water, BW water, water used for plantation & Water send to Nearby villages under CSR)
Apr-22	27900	71354
May-22	23480	91641
Jun-22	15000	85736
Jul-22	18540	85950
Aug-22	13630	78427
Sep-22	17920	89590
Oct-22	16260	77529
Nov-22	14520	76446
Dec-22	18070	72589
Jan-23	17250	86109
Feb-23	17340	85536
Mar-23	22240	60104

### Celebration of World Water Day

M/s HeidelbergCement India Ltd celebrated World Water Day at Damoh location on 22 March 2023. The Programme was inaugurated by Mr. Sunil Kumar Head Works and other senior management at all three locations i.e. Clinkerization Unit Narsingarh, Patharia Lime stone Mines and Imlai Grinding Unit. During the celebration All the employees and workers participated with full enthusiasm.

1. **M/s. Diamond Cements (Prop: Heidelberg Cement India Ltd.), Unit, Narsingarh (including WHRPP).**

World Water Day is held annually on 22 March as a means of focusing attention on the importance of freshwater and define approach for the sustainable management of freshwater resources. The Program was organised by Narsingarh Plant Environment Cell with the support of Technical team in Plant premise. The program started with awareness session on the importance of water conservation followed by Quiz Competition and award to the workmen for their contribution on water management. Global water withdrawal demand is projected to increase by 55 per cent by 2050 (as per OECD report) it is the right time to spread awareness on this issue. Mr. Akhilesh Tamrakar communicated water conservation tips to all all employee and workers and how we can reduce our own water requirement. Mr. Sudhir Nema maken very interesting to session through sharing water crises stories.







**2. M/s. Diamond Cements (Prop: Heidelberg Cement India Ltd.), Grinding Unit, Imlai.**

World Water Day celebrated at HeidelbergCement, Imlai Grinding Unit with full of enthusiasm. The main purpose of celebration is spread awareness amongst our employee and workers. If we talk about globally core focus of World Water Day is to support the achievement of Sustainable Development Goal 6: water and sanitation for all by 2030. World Water Day is held annually on 22 March as a means of focusing attention on the importance of freshwater and advocating for the sustainable management of freshwater resources. The theme for World Water Day 2023 is 'Accelerating Change.' World Water Day aims to address the sustainable management of water. Mr. Umesh Verma Communicated message regarding three top measures of water conservation as well as how we can improve our day-to-day habits such as vehicle washing through bucket, Using of flow controller etc. Maximum employee with workers delivers their experience related to water crises and make programme more interesting. All employees and worker taken pledge to conserve water for future. Programme was concluded through appreciation to winners.







**3. M/s. Diamond Cements (Prop: Heidelberg Cement India Ltd.), Limestone Mines, Patharia.**

"World Water Day 2023 Celebration HeidelbergCement, Patharia Limestone Mines" with full of enthusiasm. The resolution to observe World Water Day was first adopted by the UN General Assembly on December 22, 1992, after which March 22 was declared as World Water Day and is celebrated around the world since then. Mr. Dayashankar Vyash communicated to all participants regarding importance of water Mr. Vyas said water is life it plays an important role to keep a normal temperature. Lubricate and cushion joints. Protect your spinal cord and other sensitive tissues. Get rid of wastes through urination, perspiration, and bowel movements. Water travels throughout your body carrying nutrients, oxygen, and wastes to and from your cells and organs. Water keeps your body cool as part of your body's temperature regulating system. Water cushions your joints, and protects your tissues and organs from shock and damage. Mr. Ashok Sahu delivered a massage

regarding why need to celebrate water day. Mr. Abhishek Mishra communicated regarding how we can became more water positive in future and revert back to mother earth. Programme was concluded through appreciation to winners. Thanking You!





**Awareness drive on Lifestyle for Environment**

World Environment Day 2023; As we know that Mission LiFE has been launched by our Hon’ble PM Shri Narendra Modi ji in the 75<sup>th</sup> year of India’s Independence under Azadi ka Amrit Mahotsav to promote mass movement towards an environmentally conscious lifestyle. To promote the themes of Mission LiFE, we as Diamond Cement (Prop; HeidelbergCement India Limited) Unit Narsingarh, Damoh organized various awareness programmes continuously from 22 May to 05 June 2023. A small eye view is here as under-

1. Introductory awareness session under leadership of **Mr. Sunil Kumar (Head- Works)** organized on 23.05.2023 and 01.06.2023 to cover all our employee from Patharia, Imlai and Narsingarh Unit.
2. Banner/flex fixing at all prime locations of plant and colony area.
3. Poster competition and awareness session for kids on 25.05.2023 in association with Regional Office, Madhya Pradesh Pollution Control Board, Sagour M.P.
4. Best Env Photographs collection from mines and plant area.
5. World Environment Day Poster competition for employee and family members.
6. Best From Waste practices presentation by employees and family members.
7. Evolution and appreciation to participants.
8. Arrangement of an advertising vehicle with loudspeaker to spread awareness of environment friendly habits-
  - (i) Inauguration of Gyan Vahan through District Magistrate, Damoh M.P; To circulate message about Lifestyle for Environment at Damoh City.
  - (ii) Inauguration of Gyan Vahan through Unit Head HCIL Narsingarh Damoh M.P; To circulate message about Lifestyle for Environment at Plant, Colony, Patharia mines and adjoining Villages etc.
  - (iii) Environment Awareness session at nearby villages.
  - (iv) Educate to local peoples through audio visual method at maximum level in local market area.
  - (v) Staff and worker colony member participation in world Environment Day.
  - (vi) Community Participation.

**Lifestyle for Environment Introductory awareness session.**







**Banner/flex fixing at all prime locations of plant and colony area**





**Poster competition and awareness session for kids.**





Poster competition and awareness session for Employee and workers



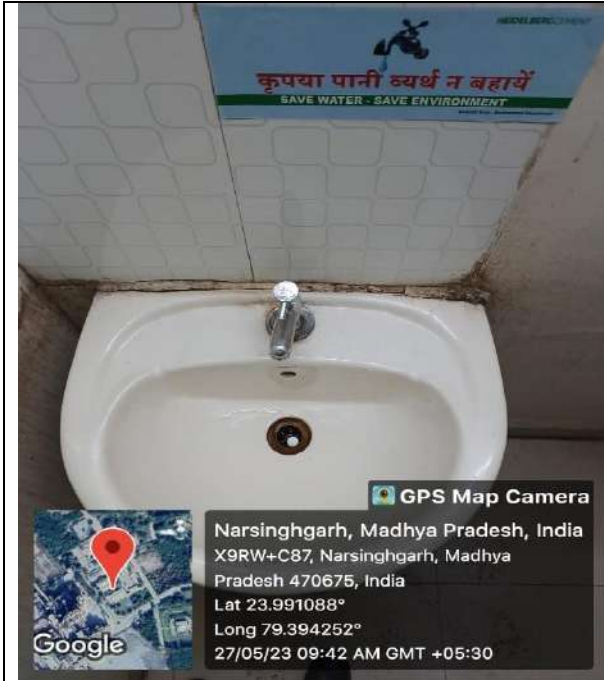
**Best Practices from Waste Material**



Evaluation and Appreciation to Participants.







Water Saving Habits



Save electricity, habits

**पर्यावरण के प्रति जागरूक जीवन शैली के लिए जन अभियान**

**पर्यावरण के प्रति जागरूक जीवन शैली के लिए जन अभियान**

**Save Water पानी की बचत**

**पानी बचाने के लिए उपयुक्त सुझाव**

- बाजरा जैसी कम पानी वाली फसलों की खेती को अपनाएं।
- फसल विधिीकरण का अभ्यास करें।
- कुशल जल बचत तकनीकों का उपयोग करें।
- घर/स्कूल/कार्यालयों में वर्षा जल संचयन के बुनियादी ढांचे का निर्माण करें।
- जहां भी संभव हो ड्रिप सिंचाई प्रणाली का उपयोग करें।
- धुली हुई सब्जियों के पानी का पुनः उपयोग पौधों को पानी देने और अन्य उद्देश्य के लिये करें।
- भारी बर्तनों को धोने से पहले भिगो दें।
- पौधों/फर्सों/वाहनों में पानी देने के लिये नली के पाइपों की वजह बास्तियों का उपयोग करें।
- फलैशा, नल, और पानी के पाइप में लीकेज को ठीक करें।
- एसी/आर.ओ से निकलने वाले पानी को बर्तन साफ करने पौधों में पानी देने आदि के लिये दोबारा इस्तेमाल करें।
- जल शोधन प्रणाली को प्राथमिकता दें जो कम अपशिष्ट जल उत्पन्न करे।

**सौजन्य से- हाईडलबर्ग सीमेंट इंडिया लिमिटेड, नरसिंहगढ़ दमोह (म.प्र.)**

Water saving technique; 1000 Stickers distribution at Damoh City, bus stand, railway station and villages to promote environmentally conscious lifestyle.

**पर्यावरण के प्रति जागरूक जीवन शैली के लिए जन अभियान**

**मिशन लाइफ की थीम**

**उर्जा बचाएं \* पानी बचाएं \* सिंगल यूज प्लास्टिक को कहें "ना" \* सतत छाया प्रणाली \* कूड़ा कम करो \* हेल्दी लाइफ स्टाईल अपनाएं \* ई-वेस्ट को कम करें**

- 1. जग्राई बचाव हेतु सुझाव -**
  - \* एल ई डी बल्ब/ट्यूबलाइट का प्रयोग करें।
  - \* सार्वजनिक वाहन/ई-वाहन/साईकिल का उपयोग करें।
  - \* छत्रो पर सोलर वाटर या सोलर कुकर हीटर लगाएं।
  - \* जल बत्ती/दिबे क्रॉसिंग पर वाहन के इंजन बंद करें।
- 2. अपशिष्ट को कम करने के सुझाव -**
  - \* घरों में सूखे और गीले कचरे को अलग-अलग करने की आदत डालें।
  - \* कबरी हुई और गिना पकी सब्जियां मवेशियों को खिलाएं।
  - \* मृशुने फनीकर की मरम्मत पुनः उपयोग और पुनः प्रकण करें।
  - \* पुनर्नवीनीकरण कागज से बने कागज उत्पाद खरीदें।
  - \* पुराने कपड़े और किताने दान करें।
- 3. जल संरक्षण हेतु उपाय -**
  - \* ज्वार, बाजरा जैसी कम पानी वाली फसलों की खेती को अपनाएं।
  - \* फसल विधिीकरण का अभ्यास करें।
  - \* ड्रिप सिंचाई प्रणाली का उपयोग करें एवं पौधों/फर्सों/वाहनों में पानी देने के लिये बाल्टी एवं मग का उपयोग करें।
- 4. सिंगल यूज प्लास्टिक का उपयोग बंद करने हेतु उपाय -**
  - \* जहां भी संभव हो अपनी सुद की पानी की बोतल ले जायें तथा कार्टों के दौरान गैर प्लास्टिक पर्यावरण के अनुकूल कटलरी का उपयोग करें।
  - \* दूध, छाछ, आदि को पैकेजिंग बैग को केवल आंशिक रूप से काटें ताकि प्लास्टिक के टुकड़ों को बायोडिग्रेडेबल कचरे में मिलने से रोका जा सके।
  - \* शांभिंग के लिये फर्से के बैग का इस्तेमाल करें तथा भंडारण बर्तनों के रूप में काच के कंटेनर/पेकेजिंग प्लास्टिक की बस्तुओं का पुनः उपयोग करें।
  - \* घास की कधी और नीम के दूधप्रश का सुनाव करें।
- 5. सरनेवल फूड सिस्टम अपनाने के लिये उपाय -**
  - \* गाव के गोबर से जैविक खाद तैयार कर खेतों में डालें।
  - \* घर में खाने के कचरे को कम्पोस्ट करें।
  - \* भोजन की हबादी को बचाने के लिये दैनिक भोजन के लिये छोटी प्लेटों का उपयोग करें।
  - \* आंगनवाडी, मध्याह्न भोजन और पीडी योजना के माध्यम से आहार में बाजरे को शामिल करें।
- 6. हेल्दी लाइफस्टाइल अपनाने के उपाय -**
  - \* सामुदायिक भोजन, और कपड़ा बेकों और पशु आश्रयों में स्वयंसेवा करें।
  - \* नीम, तुलसी, गिलोय, कुरी पत्ता, अरवगन्धा आदि जैसे औषधीय पौधे घर के परिसर में लगायें।
  - \* सामुदायिक स्तर पर जैव विविधता संरक्षण शुरू करें।
  - \* प्रदूषण के प्रभाव को कम करने के लिये पेह लगाएं।
- 7. ई-वेस्ट कम करने के उपाय -**
  - \* सभी घरों/शिक्षण संस्थाएं/शासकीय एवं गैर शासकीय संस्थाओं/विक्रितता एवं स्वास्थ्य संस्थाओं से निकलने वाले ई-वेस्ट को ई-वेस्ट कलेक्शन सेंटर में ही उपलब्ध कराएं।

**सौजन्य से- हाईडलबर्ग सीमेंट इंडिया लिमिटेड, नरसिंहगढ़ दमोह (म.प्र.)**

1000 Stickers distribution at local market and villages to promote environmentally conscious lifestyle

Mass Plantation Activities





**Gyan Vahan with loudspeaker; To spread awareness regarding adopt environment friendly habits.**



**Inauguration of Gyan Vahan By; Unit Head Diamond Cement (HCIL)**



Damoh, NH-12A, Damoh, Shrivastav Colony, Dr. Shyama Prasad Mukharji Nagar, Damoh, Madhya Pradesh 470661, A view after TL; Jointly Awareness session conducted by RO-MPPCB, mycem cement and Collector Damoh.



Awareness session at Collectorate Damoh.





GPS Map Camera  
 Narsingharh, Madhya Pradesh, India  
 X9RW+FJM, NH 34, Narsingharh, Madhya Pradesh 470675, India  
 Lat 23.991204°  
 Long 79.396718°  
 29/05/23 12:37 PM GMT +05:30

A View During vehicle circulation



GPS Map Camera  
 Damoh, Madhya Pradesh, India  
 Damoh, NH-12A, Damoh, Shrivastav Colony, Dr. Shyama Prasad Mukherjee Nagar, Damoh, Madhya Pradesh 470661, India  
 Lat 23.817812°  
 Long 79.447433°  
 30/05/23 04:15 PM GMT +05:30

Gyan Vahan vehicle Mission LiFE awareness at Collectorate damoh.



GPS Map Camera  
 Damoh, Madhya Pradesh, India  
 RCPJ+7XX, Teen Gulli, Damoh, Madhya Pradesh 470661, India  
 Lat 23.835743°  
 Long 79.432371°  
 03/06/23 04:34 PM GMT +05:30

Gyan Vahan vehicle; Mission life theme awareness at Railway Station Damoh.



GPS Map Camera  
 Damoh, Madhya Pradesh, India  
 MP SH 49, Madhya Pradesh 470661, India  
 Lat 23.852493°  
 Long 79.441748°  
 03/06/23 04:17 PM GMT +05:30

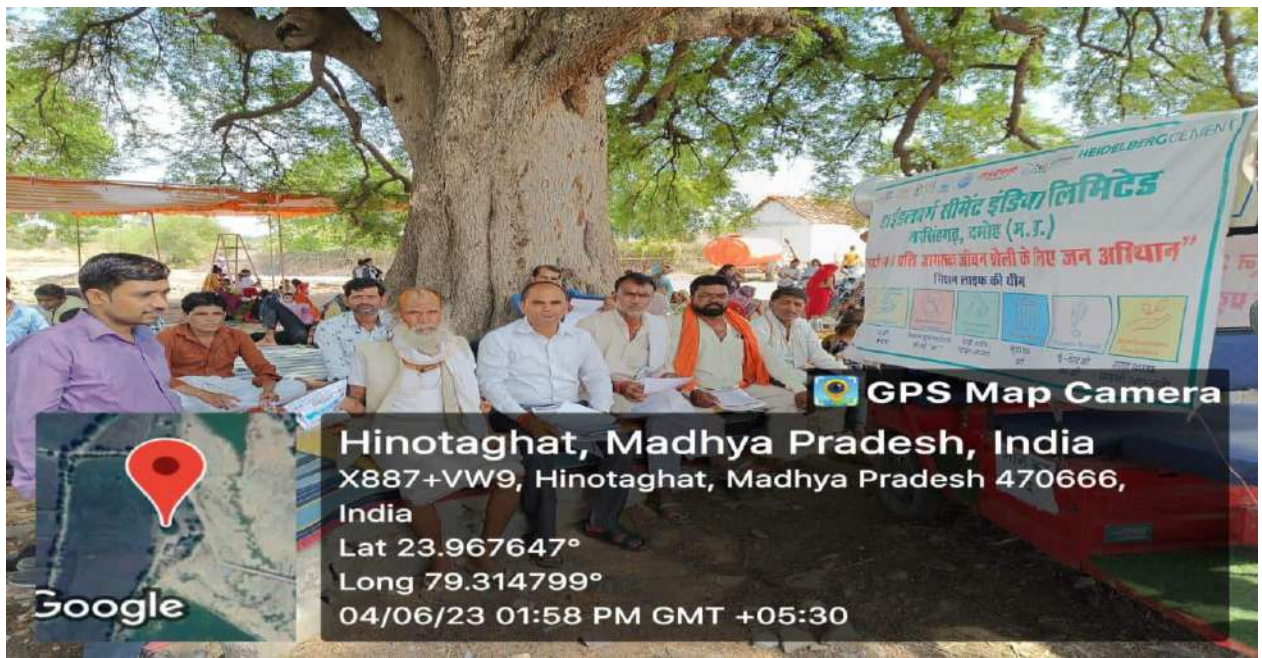
Lifestyle for Environment; Participation by Police department.



Lifestyle for Environment Awareness session at our Imlai Grinding Unit.



Lifestyle for Environment Awareness; Community Participation.



दिनांक- 06/06/2023

नईदुनिया

## नरसिंहगढ़ सीमेंट फैक्ट्री में हुआ जागरूकता पखवाड़े का आयोजन

दमोह (नई दुनिया प्रतिनिधि)। म.प्र. प्रदूषण नियंत्रण बोर्ड, सागर एवं मायसेम सीमेंट नरसिंहगढ़ में फैक्ट्री प्रमुख सुनील कुमार के मार्गदर्शन में मिशन लाइफ कार्यक्रम के अंतर्गत जागरूकता पखवाड़े का आयोजन किया गया। कार्यक्रम के दौरान नरसिंहगढ़ स्थित फैक्ट्री में चित्रकला प्रतियोगिता एवं पौधारोपण का आयोजन किया गया। जिसमें पाँच वर्ष से 13 वर्ष तक के बच्चों ने बड़े उत्साह से भाग लिया और चित्रकला के माध्यम से जल बचाओ एवं सिंगल यूज प्लास्टिक को कहे ना आदि सात मुख्य विषयों पर जोर दिया।

कार्यक्रम के दौरान बोर्ड के अधिकारी ने बताया, कि भारत के प्रधानमंत्री द्वारा संयुक्त राष्ट्र संघ में लाइफस्टाइल फॉर द एनवायरनमेंट को एक कैम्पन के रूप में चलाए जाने का आह्वान किया गया था। जिसके क्रियान्वयन के लिए मिशन लाइफ अन्तर्गत 18 मई से 5 जून तक पर्यावरण जन जागृति कार्यक्रम का आयोजन किया जा रहा है। जिसमें सात विषयों पर कंपनी या क्षेत्र में जनता के बीच जाकर जागृति देना है। म.प्र. प्रदूषण नियंत्रण बोर्ड, सागर के अधिकारी डॉ. आर. के जैन ने बच्चों को जल संरक्षण, ऊर्जा बचाव व सिंगल यूज प्लास्टिक



पौधा रोपण के दौरान मौजूद कंपनी के अधिकारीगण व अन्य लोग। •नईदुनिया

को कहे ना, सतत खाद्य प्रणाली, ई-वेस्ट एवं हेल्दी लाइफ स्टाइल एवं अपशिष्ट को कम करने के लिए उठाए जाने वाले कदमों के बारे में विस्तार से जानकारी दी। बच्चों के साथ-साथ अभिभावकों को भी पर्यावरण के प्रति जागरूकता कि शपथ दिलाई गई। जिससे हर व्यक्ति की आय स्रोत बढ़ने के साथ साथ बढ़ते प्रदूषण पर भी रोक लगेगी। हेडलबर्ग सीमेंट से पर्यावरण प्रमुख अशोक तिवारी ने कंपनी की टिकाऊ प्रगति जैसे की अधिक पानी संचय प्रणाली, नवीनकरण ऊर्जा का अधिकाधिक

प्रयोग एवं CO<sub>2</sub> उत्सर्जन को कम करने के बारे में विस्तृत व्याख्यान दिया। कंपनी अधिकारियों ने कहा कि एक बूंद पानी की कीमत बहुत अधिक है, यह किसी को जीवनदान दे सकता है। पृथ्वी का भूजल स्तर नीचे गिरता जा रहा है इसलिए जल संरक्षण के प्रति जागरूक होना बेहद जरूरी है।

बोर्ड अधिकारियों एवं कंपनी अधिकारी वर्ग द्वारा लाइफ स्टाइल फॉर द एनवायरनमेंट कैम्पन में बढ़चढ़ कर हिस्सा लिया गया। इसके अतिरिक्त कंपनी के परिसर में बरगद जैसे वृक्षों का पौधारोपण किया गया।

कार्यक्रम में प्रदूषण नियंत्रण बोर्ड के अधिकारी डॉ. आरके जैन, संजय जैन एवं हेडलबर्ग सीमेंट फैक्ट्री प्रमुख सुनील कुमार, आनंद प्रकाश, अखिलेश ताम्रकार, सुजीत मलिक, दीपक ठाकुर, डीपी तिवारी, एसके जैन, सुनील मोर्य, विजय श्रीवास्तव, अजय कुमार, बलवीर रावत आदि अधिकारी गण मौजूद रहे।

\*\*\*\*\*